
603131

	603131



(www.sse.com.cn)





	<p style="text-align: center;">2017 9 29</p>	<p style="text-align: center;">2016</p> <p style="text-align: center;">6</p> <p style="text-align: center;">6</p> <p style="text-align: center;">2018 5 31</p>																														
	<p style="text-align: center;">10</p> <p style="text-align: center;">5,000</p> <table border="1" style="width: 100%; border-collapse: collapse;"> <tr> <td style="width: 5%;"></td> <td style="width: 85%;"></td> <td style="width: 10%;"></td> </tr> <tr> <td style="text-align: center;">1</td> <td></td> <td style="text-align: right;">3,323.05</td> </tr> <tr> <td style="text-align: center;">2</td> <td></td> <td style="text-align: right;">437.50</td> </tr> <tr> <td style="text-align: center;">3</td> <td></td> <td style="text-align: right;">327.70</td> </tr> <tr> <td style="text-align: center;">4</td> <td></td> <td style="text-align: right;">286.75</td> </tr> <tr> <td style="text-align: center;">5</td> <td></td> <td style="text-align: right;">312.50</td> </tr> <tr> <td style="text-align: center;">6</td> <td></td> <td style="text-align: right;">156.25</td> </tr> <tr> <td style="text-align: center;">7</td> <td></td> <td style="text-align: right;">125.00</td> </tr> <tr> <td style="text-align: center;">8</td> <td></td> <td style="text-align: right;">31.25</td> </tr> <tr> <td></td> <td></td> <td style="text-align: right;">5,000.00</td> </tr> </table> <p style="text-align: center;">2017</p> <p style="text-align: center;">2017</p> <p style="text-align: center;">5,000</p>				1		3,323.05	2		437.50	3		327.70	4		286.75	5		312.50	6		156.25	7		125.00	8		31.25			5,000.00	<p style="text-align: center;">1</p> <p style="text-align: center;">7</p> <p style="text-align: right;">3,000</p> <p style="text-align: center;">7</p> <p style="text-align: center;">2</p> <p style="text-align: right;">2017 10</p> <p style="text-align: center;">2017</p> <p style="text-align: center;">7,000</p> <p style="text-align: right;">5,750</p> <p style="text-align: center;">1,250</p>
1		3,323.05																														
2		437.50																														
3		327.70																														
4		286.75																														
5		312.50																														
6		156.25																														
7		125.00																														
8		31.25																														
		5,000.00																														

	4,375				
		625			5,750
	4,375			5,750	
			4,375		1,250
		625			
		15,000			14,300
		100%			100%
	1		10,000	1	10,000
	2		1,500	2	1,500
	3		3,500	3	2,800
			15,000		14,300
	
	3		3,500	3	2,800
			“	“	”
	”		“	“	”
			”		
				2,865.80
	1		6,250		2,800

	3,500	2,750
		3,500
	56%	

100%

100%

2017 8 31

100%

58,034.53

100%

58,000.00

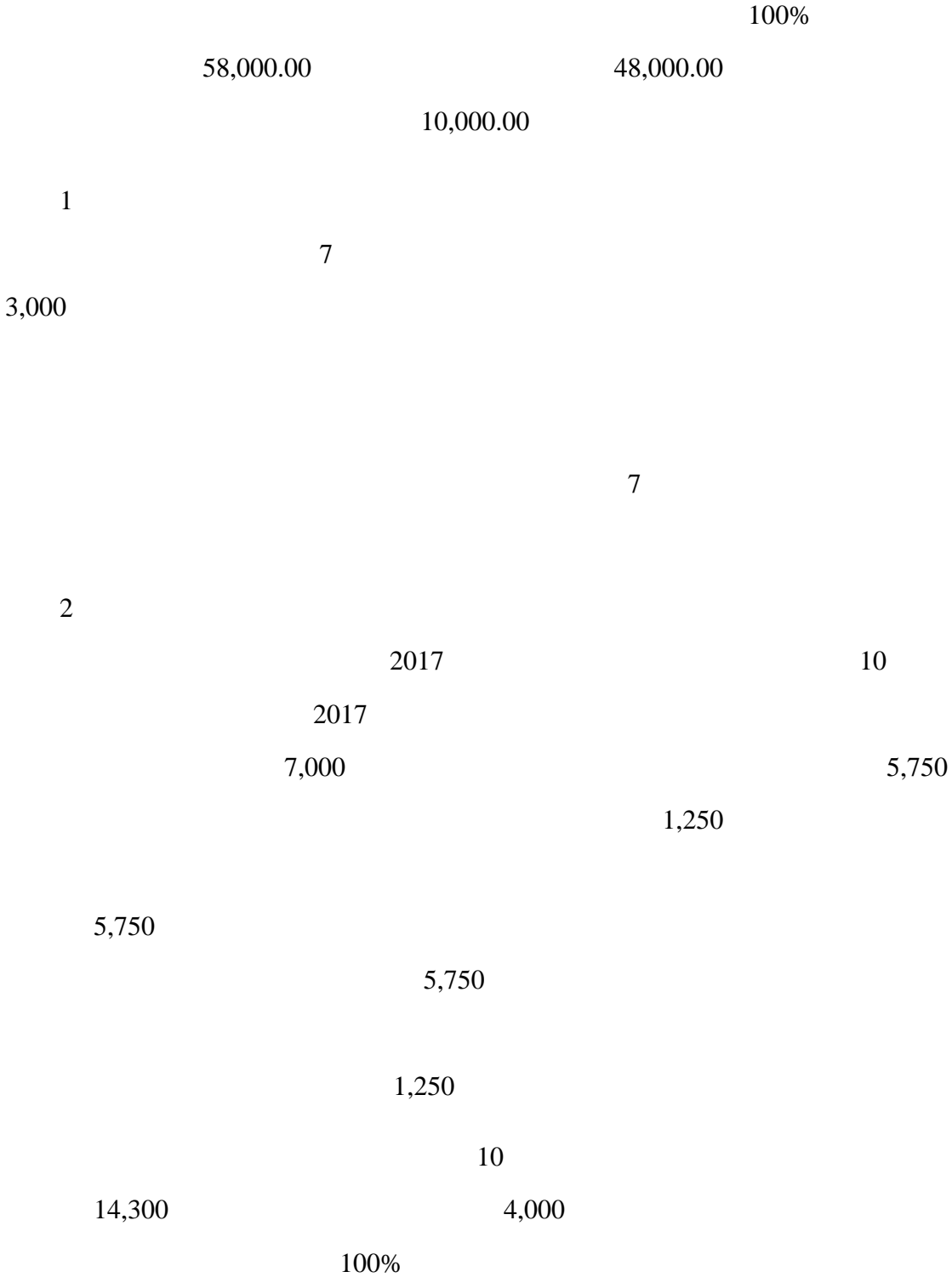
48,000.00

10,000.00

		()					
1		811.254	66.461%	38,547.38	31,901.28	6,646.10	1,391.2464
2		106.806	8.750%	5,075.003	6,673.116	1,598.113	0

	58,000.00	65,305.10	88.81%
--	-----------	-----------	--------

1		2017	
2	58,000	2017	
50%	5,000		
		8	
		6.92%	5%
	8		100%
			7,500
		37.50%	
	13,546.50		67.73%
		3.28%	
	71.01%		
			64.29%



100%

2017 8 31

5,425.85	12,436.94	7,011.09
129.22%	61.49	61.49
	5,364.36	
	12,375.45	7,011.09

130.70%

2017 8 31

5,425.85		61.49
5,364.36		
58,034.53	52,670.17	981.85%

58,000

	2017	12	31	/2017	2016	12	31	/2016
	90,824.21	158,688.98		74.72%	78,609.86	143,179.09		82.14%
	66,339.77	120,395.57		81.48%	62,179.59	111,449.32		79.24%
	71,258.73	80,257.37		12.63%	50,011.62	55,228.42		10.43%
	8,350.00	12,581.05		50.67%	8,093.26	9,581.59		18.39%
	7,259.90	10,815.97		48.98%	6,925.90	8,195.62		18.33%

/	0.32	0.43	34.38%	0.38	0.41	7.89%
/	3.27	5.40	65.46%	3.11	5.04	62.26%
	2016			2017		

2017 12 31 200,000,000
2,093.3275
10 14,300
4,000

	75,000,000	37.50%	75,000,000	33.95%	75,000,000	28.74%	
	45,000,000	22.50%	45,000,000	20.37%	45,000,000	17.25%	
	15,465,000	7.73%	15,465,000	7.00%	15,465,000	5.93%	
	13,845,000	6.92%	13,845,000	6.27%	13,845,000	5.31%	
	690,000	0.35%	690,000	0.31%	690,000	0.26%	
	390,000	0.20%	390,000	0.18%	390,000	0.15%	
	318,540	0.16%	318,540	0.14%	318,540	0.12%	
	303,324	0.15%	303,324	0.14%	303,324	0.12%	
	274,200	0.14%	274,200	0.12%	274,200	0.11%	
	270,000	0.14%	270,000	0.12%	270,000	0.10%	

	-	-	13,912,464	6.30%	13,912,464	5.33%	
	-	-	1,831,662	0.83%	1,831,662	0.70%	
	-	-	1,371,967	0.62%	1,371,967	0.53%	
	-	-	1,200,523	0.54%	1,200,523	0.46%	
	-	-	1,308,330	0.59%	1,308,330	0.50%	
	-	-	654,165	0.30%	654,165	0.25%	
	-	-	523,332	0.24%	523,332	0.20%	
	-	-	130,833	0.06%	130,833	0.05%	
	-	-	-	-	40,000,000	15.33%	
	48,443,936	24.22%	48,443,936	21.93%	48,443,936	18.57%	
	200,000,000	100.00%	220,933,275	100.00%	260,933,275	100.00%	

4,000

2017 9 28

2017 9 28

2018 5 30

2018 5 30

1 2017 9 10

6.250%

2 2017 9 10

3.125%

3 2017 9 10

2.500%

4 2017 9 10


0.625%

2017 9 10

8

100%

2017 9 29



3						12
						12
					36	
	2018	2019	2020			
				12	2018	
					10%	
		24		2019		
				10%		
	36	2020				
					80%	
4						
						18
4						

1

2

3

1

2

3

1

2

3

4

5

1

2

1

2

3

4

	1	
		“ ”
	2	
	3	
	1	
	2	
	3	
	1	
	2	
4	3	
	4	
	5	
	1	
	2	
	1	
	2	
	3	
	4	

4	1
	“ ”
	2
	3
	1
	2
	3
	1
	2
	3
	4
	5
	1
	2
	1
	2
	3
	4
	1
	2
	3
	4
	5
	1
	2
	3
	4
5	

4

4

	()
4	()

4	5%
7	

4	
4	
8	

“	
”	
4	

4	
4	
9	
4	
4	
4	



/

/

/

/

/

/

/

/

1

2

3

4

120
90%
20 90%
100%
JG2018-0005
100% 2017 8 31 100%
58,034.53 58,000

´ Ê µ)æH <4Ø u10E

œ (i ž É £ ¼F 0!•:m Î : 2 œ ()àH 64Ò 9 £ »N©,´FJ. ÊÄÄñ-
[2012]37 ' Ä,´?±"r XÉ œ (1 0; Ê) Y#Ö 6G} ã1† j f(© [_]àH 64Ò j f
F >| ¶ AÖ ¼ ¼ ´ Ä 2017 x Y#Ö 6G} é x1V 8 É œ (1 0; Ê,´?ô Ê Ä !\Q Ô C
6 = J i œ (,)àH 64Ò o1† Ä

´ £ µ,p _N°#•> µ ¿ Ê

i ž É >|6Ñ - ú _)àH C] Ct x •Ap Ê ÄÉ >|6Ñ - ú _)àH C] Ct x
•Ap {>• u •Ap Ä 0 Ä Ê ¼ É,ø YN´#{>• - •Ap Ê È !\Q Ô C },ø YN´#{ ú>• -,´
¹ Ä² ; Ö

1 Ä `B* ð Y#Ö

i ž É,ø YN´#{>• - •Ap Ê È>• - y Ñ ê `B* È4ÿ+a :#§"Ú 6`B' § 9Añ h
OCW J ÑCt I,´ JAÑ 8 » Ñ p ÑÄÑ,´8Z Y ~ . 2017 x Ä2018 x Ä2019 x Ä2020
x Î)à,´ Ž ¼8Z Y ~ -6Ñ L,´ "L" MŽ4ÿ h W •,ú >,´ 8 | ð Y#Ö 6 [= ~ ¼
ê"A 1 3,000 7 s Ä 4,100 7 s Ä 5,500 7 s ¼ 6,700 7 s ÈD = ~ ¼ÉAô ` Ö z Ê
],´Aô ` ,ø YN´#{ Ä

2 Ä,ø YN´#{>• -

:#§"Ú Ä X Y#Ö>• - OL\$ µ!ÿ x JAÑ x Ö5 • & È 6`B' § 9-(£Añ h J Ñ
Ct I,´ JAÑ 8 » Ñ p) 7,´ œ (F >| x Ö ÑÄÑ,´ < & È +aB JAÑ 8 » Ñ p) 7,´
œ (X Y#Ö>• - OL\$ f x Î)à,´ ð Y#Ö > `B* ð Y#Ö ,´ 2 õ åF >| ...)
ÛMb È!)!" * § CN© Ñ h ??ñ ÄJAÑ 8 » Ñ p) 7,´ œ (,´ ÑÄÑ 7 ö ÄG÷+X >
:#§"Ú -(<,´ é# È !1V 8 à JAÑ ö | ¼] -Añ- J,´-(£?ô Ê Ä

:#§"Ú 6 X Y#Ö>• - OL\$ µ!ÿ x,´ x Ö Ö z] ...) ÛMb 7,´ œ (Î)à,´
ÎLu ð Y#Ö > }F J5 `B*,´ < O ð Y#Ö ,´ 2 õ å Ä

!\QGý WCt xGý4ô Î í ¼" > ÈX,ø Y>• - OL\$ µ È:F f x `B* Y#Ö Z
Î)à,´ È >• - O µ,´ } x Ö Y#Ö 3_ÄÑCµNÍ Î)àG 6F >|>•CäÄ " +X,´Cµ
NÍG 6 Y#Ö3_ÄÑ =7-Gý = +X ÄÈ>•Cä > ý # Î)à f x Ö `B* Y#Ö,´ È IM0



12 2018
10%

24 2019
10%

36 2020

80%

2

18

3

4

5

2

10

12

2017

0.32 / 0.32 /

2017

0.43/ 0.43 /

40%

20%

2017 12





10

14,300

2017 8 31

58,034.53

5,364.36

52,670.17

981.85%

2013 040085



90%

2016 12 22 GR201611003135
2016 11 21
GR201613000701

15%




.....	63
.....	63
.....	64
.....	64
.....	65
.....	66
.....	66
.....	66
.....	67
.....	67
.....	67
.....	98
.....	98
.....	98
.....	99
.....	99
.....	99
.....	100
.....	101
.....	101
.....	101
.....	107
.....	114
.....	115
.....	122
.....	141
.....	142
.....	143
.....	145
.....	146
.....	146
.....	163
.....	164
.....	166
.....	166
.....	175
.....	180
.....	180
.....	180

/ / /		
/		
/		
8		
PE		
/ /		100%
		100%
/		100%
		10
		100%
/		10
/ / /		
/ /		

		2017	8	31
/				
				2016
				2014
				26
26				2017
		<		>
		2015	2016	2017
/				
				“
		”		

/		

		3
/		
		T



2017

W

8.1

GDP

2006-2020 “

”

2011

2016 12 “ ”

2016

2005

2015

2015

2016



					2017	2018
2019	2020					
		3,000	4,100	5,500	6,700	

“ _____ ”

2017 9 28

2017 9 28

2018 5 30

2018 5 30

1 2017 9 10
6.250%

2 2017 9 10
3.125%

3 2017 9 10
2.500%

4 2017 9 10
0.625%

8 2017 9 10 100%

2017 9 29

2017 1142

1

2

“ ”

100%

“

”

100%

JG2018-0005

2017 8 31

58,034.53

5,364.36

52,670.17

981.85%

100%

58,000

1

1

90% “ 20
60 120 ”

		*100%	*90%
20	/	18.13	16.31
60	/	19.12	17.21
120	/	19.94	17.95


120

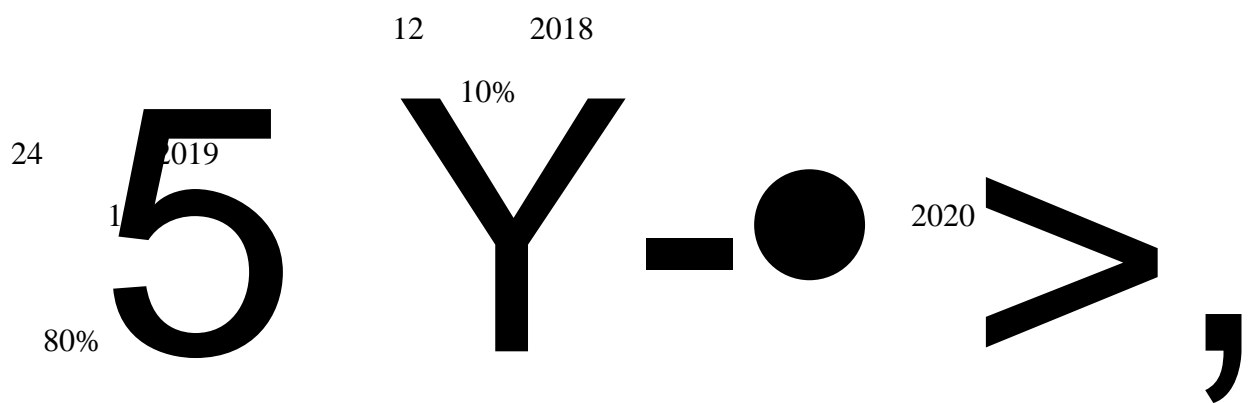
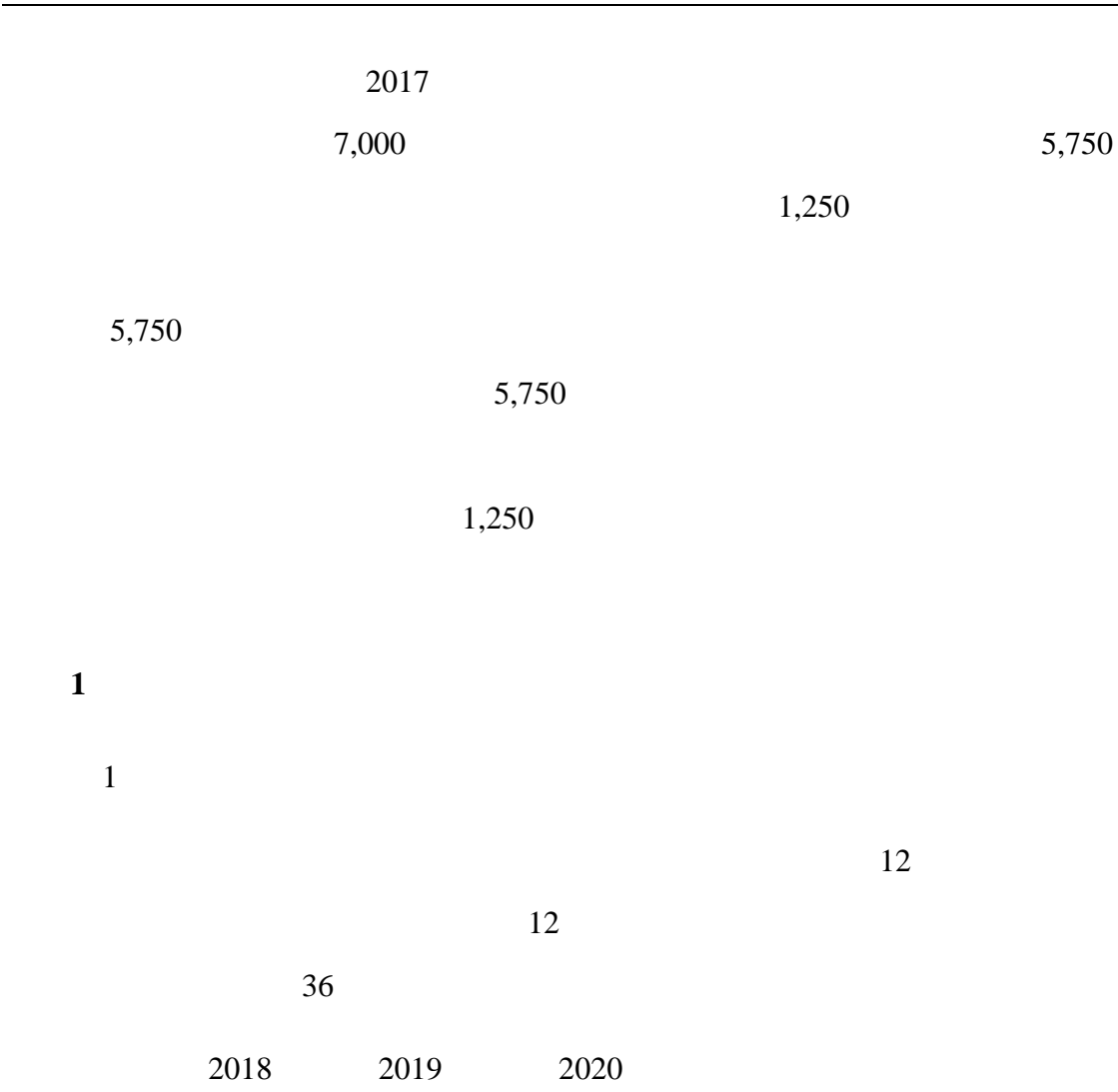
90% 22.93 /

2

8 2,093.3275 10,000

	()						
1	811.254	66.461%	38,547.38	31,901.28	6,646.10	1,391.2464	
2	106.806	8.750%	5,075.00	4,200.00	875.00	183.1662	







2

18

3

4

5

2

10

12

4

2017

2018

2019

2020

3,000

4,100

5,500

6,700

2017

2020

100%

2017

2017

	58,000.00	90,824.21	63.86%
	8,998.65	71,258.73	12.63%
	58,000.00	65,305.10	88.81%

1

2017

2

58,000

2017

50%

5,000

8



7,500

37.50%

13,546.50

67.73%

3.28%

71.01%

64.29%

2017 2018

2019 2020

3,000 4,100 5,500 6,700

	2017 12 31 /2017			2016 12 31 /2016		
	90,824.21	158,688.98	74.72%	78,609.86	143,179.09	82.14%
	66,339.77	120,395.57	81.48%	62,179.59	111,449.32	79.24%
	71,258.73	80,257.37	12.63%	50,011.62	55,228.42	10.43%
	8,350.00	12,581.05	50.67%	8,093.26	9,581.59	18.39%
	7,259.90	10,815.97	48.98%	6,925.90	8,195.62	18.33%
/	0.32	0.43	34.38%	0.38	0.41	7.89%
/	3.27	5.40	65.46%	3.11	5.04	62.26%
	2016			2017		

2017 12 31

200,000,000

20,933,275

10

14,300

4,000

		75,000,000	37.50%	75,000,000	33.95%	75,000,000	28.74%
		45,000,000	22.50%	45,000,000	20.37%	45,000,000	17.25%
		15,465,000	7.73%	15,465,000	7.00%	15,465,000	5.93%
		13,845,000	6.92%	13,845,000	6.27%	13,845,000	5.31%
		690,000	0.35%	690,000	0.31%	690,000	0.26%
		390,000	0.20%	390,000	0.18%	390,000	0.15%
		318,540	0.16%	318,540	0.14%	318,540	0.12%
		303,324	0.15%	303,324	0.14%	303,324	0.12%
		274,200	0.14%	274,200	0.12%	274,200	0.11%
		270,000	0.14%	270,000	0.12%	270,000	0.10%
		-	-	13,912,464	6.30%	13,912,464	5.33%
		-	-	1,831,662	0.83%	1,831,662	0.70%
		-	-	1,371,967	0.62%	1,371,967	0.53%
		-	-	1,200,523	0.54%	1,200,523	0.46%
		-	-	1,308,330	0.59%	1,308,330	0.50%
		-	-	654,165	0.30%	654,165	0.25%
		-	-	523,332	0.24%	523,332	0.20%
		-	-	130,833	0.06%	130,833	0.05%
		-	-	-	-	40,000,000	15.33%
		48,443,936	24.22%	48,443,936	21.93%	48,443,936	18.57%
		200,000,000	100.00%	220,933,275	100.00%	260,933,275	100.00%

4,000



	SHANGHAI HUGONG ELECTRIC GROUP CO.,LTD
	603131
	20,000
	7177
	7177
	201700
	86-021-59715700
	86-021-59715670
	www.hugong.com
	hggf@hugong.com
	“ ”

1995 12 6 2011

9 21


2011 7 31 151,990,078.60

1 0.493453261 7,500

2011 10 18

		31%		
1,404.30		31%	1,132.50	
	51%	2017	5	8
		345		485.82

, 22.50% 37.50% 7.73%
 71.01% 3.28%



1951 1993
 1 —2011 9

2011 10

1952

1977

2003 —2011

2009 9 —2011 9

2011 10

“

”

2015

2016

2017

2017

ZA10397

2018

ZA11093

	2017 12 31	2016 12 31	2015 12 31
	90,824.21	78,609.86	45,605.34
	24,484.44	16,430.27	12,045.77
	66,339.77	62,179.59	33,559.57
	65,305.10	62,179.59	33,559.57

	2017	2016	2015
	71,258.73	50,011.62	45,960.88
	8,287.04	7,758.65	5,043.28
	8,350.00	8,093.26	5,579.99
	7,259.90	6,925.90	4,848.14
	6,844.02	6,925.90	4,848.14

	2017	2016	2015
	10,057.41	5,658.84	6,705.38
	-3,511.27	-421.68	-490.32
	-3,394.81	21,133.37	-1,235.25
	1,316.15	27,702.66	5,765.33

	2017 / 2017 12 31	2016 / 2016 12 31	2015 / 2015 12 31
	24.43%	20.13%	26.65%
/	0.34	0.40	0.32
/	0.32	0.38	0.29
	28.38%	32.12%	28.65%

2015 2016

2017



1		811.254	66.461%
2		106.806	8.750%
3		80.000	6.554%
4		70.000	5.735%
5		76.290	6.250%
6		38.145	3.125%
7		30.516	2.500%
8		7.629	0.625%
		1,220.64	100.00%

1

	11010619650219****

2

	2013.12	66.461%

	2011.01		-
--	---------	--	---

3

1

	11022419680206****

2

	2013.12		8.75%
	2011.01		-
	2004.06-2017.08		2018 3 27
	2017.08 2018.3		97.50%
	2005.02		60.00%

3

1		1 1	2005 2 23	30	60.00%	

1

	11010619670803****

2

	1992.08		-
	2011.01		-

3

1

	37242419720615****

2

	2009.06		40.00%
	2010.04		50.00%

3

1			2009 6 5	1000	40.00%		()
2		845-28	2010 4 27	50	50.00%		()

1

	A-S27-1
	91420102090822891P
	2014 2 19
	()

SD6498

2014 2 19

2015 6

P1015345

2

1 2014 2

9

2014 2

8,000

1			1,000.00	12.50%
2			1,000.00	12.50%
3			1,000.00	12.50%
4			1,000.00	12.50%
5			1,000.00	12.50%
6			1,000.00	12.50%
7			600.00	7.50%
8			500.00	6.25%
9			600.00	7.50%
10			300.00	3.75%
			8,000.00	100.00%

2 2015 6

2015 6

2,900

1			1,000.00	9.20%
2			2,900.00	26.60%
3			1,000.00	9.20%
4			1,000.00	9.20%
5			1,000.00	9.20%
6			1,000.00	9.20%

7			1,000.00	9.20%
8			600.00	5.50%
9			500.00	4.50%
10			600.00	5.50%
11			300.00	2.70%
			10,900.00	100.00%

3 2015 9

2015 9

1			1,000.00	12.50%
2			2,900.00	36.25%
3			1,000.00	12.50%
4			1,000.00	12.50%
5			1,000.00	12.50%
6			500.00	6.25%
7			600.00	7.50%
			8,000.00	100.00%

3

2017 12 31

1			1,000.00	12.50%
2			2,900.00	36.25%
3			1,000.00	12.50%
4			1,000.00	12.50%
5			1,000.00	12.50%
6			500.00	6.25%
7			600.00	7.50%
			8,000.00	100.00%

2017 12 31

36.25%		55.1724%		
		17.2414%		
		17.2414%		
		10.3448%		
12.5%	51%	“		
	”		90%	
		49%		53%
			5%	47%
			5%	
	12.50%			
	12.50%			
	12.50%			
	7.50%			
	6.25%			

49.56%		99%		
		000009		
		1%	100%	
19.25%			43.7944%	
		81.7647%	32.1025%	60%
				40%
			18.4591%	
			5.6440%	
			16.1765%	
		2.0588%		
		36.60%		

6%	21.27%		
	21.13%		
	21.00%		
6%	75%		
	25%		
5%			
2.75%	94.9%	51%	
		49%	70%
			30%
2.5%	5.1%		
	40.6045%		
	31.3621%		
	22.1197%		
	1.6969%		
	1.5660%		
	1.0548%		
	0.4330%		
	0.2909%		
	0.2909%		
	0.2909%		
	0.0970%		
	0.0970%		
0.0965%			
2.5%	59%		
	35%	90%	
		10%	
6%			
2.5%			
1.44%	100%	100%	
1.25%			
0.75%			
	92.72%		
	7.28%		

	0.5%		
--	------	--	--

4

5

2017 12 31

1		6.25%	
2		1.91%	
3		0.99%	
4		4.00%	UPS
5		3.64%	
6		3.15%	

6

	2017 12 31	2016 12 31
	3,468.73	3,528.91
	40.02	0.00
	3,428.72	3,528.91
	2017	2016
	0.00	0.00
	-99.97	-165.30
	-99.97	-165.30

2017

2016

7

2017 12 31

1

	250	2 R4 R5
	R6	

	9142010209080532X1
	1000
	2014 1 16

2

3

	2017 12 31	2016 12 31
	818.07	788.01
	17.48	19.33
	800.59	768.68
	2017	2016
	97.09	155.34
	42.55	18.58
	31.91	13.93
2017	2016	

4

2014 1

1,000

5

1		5.00%	
2		40.00%	
3		12.50%	

1

	8 6 710-74
	13
	91110108590611572T
	20,000
	2012 2 29
	“1 2 3 4 5 ”

SD5350

2012 2 29

2015 5 8

P1012623

2

1 2012 2

2012 2

7

25,000

1		5,500.00	22.00%
2		5,000.00	20.00%
3		5,000.00	20.00%
4		3,000.00	12.00%
5		3,000.00	12.00%
6			

2013 11

1,500

1,500

1,500

1		7,000.00	28.00%
2		5,000.00	20.00%
3		5,000.00	20.00%
4		3,000.00	12.00%
5		1,500.00	6.00%
6		1,500.00	6.00%
7		1,500.00	6.00%
8		500.00	2.00%
		25,000.00	100.00%

3 2014 8

2014 8

1,500

1,500

1		7,000.00	28.00%
2		5,000.00	20.00%
3		5,000.00	20.00%
4		3,000.00	12.00%
5		1,500.00	6.00%
6		1,500.00	6.00%
7		1,500.00	6.00%
8		500.00	2.00%
		25,000.00	100.00%

4 2016 4

2016 1

2016

25,000

21,400

1		7,000.00	1,008.00	5,992.00
2		5,000.00	720.00	4,280.00
3		5,000.00	720.00	4,280.00
4		3,000.00	432.00	2,568.00
5		1,500.00	216.00	1,284.00
6		1,500.00	216.00	1,284.00
7		1,500.00	216.00	1,284.00
8		500.00	72.00	428.00
		25,000.00	3,600.00	21,400.00

2016 4

1		5,992.00	28.00%
2		4,280.00	20.00%
3		4,280.00	20.00%
4		2,568.00	12.00%
5		1,284.00	6.00%
6		1,284.00	6.00%
7		1,284.00	6.00%
8		428.00	2.00%
		21,400.00	100.00%

5 2017 2

2016 12

2016

21,400

20,000

1		5,992.00	392.00	5,600.00
2		4,280.00	280.00	4,000.00
3		4,280.00	280.00	4,000.00
4		2,568.00	168.00	2,400.00
5		1,284.00	84.00	1,200.00

6		1,284.00	84.00	1,200.00
7		1,284.00	84.00	1,200.00
8		428.00	28.00	400.00
		21,400.00	1,400.00	20,000.00

2017 2

1		5,600.00	28.00%
2		4,000.00	20.00%
3		4,000.00	20.00%
4		2,400.00	12.00%
5		1,200.00	6.00%
6		1,200.00	6.00%
7		1,200.00	6.00%
8		400.00	2.00%
		20,000.00	100.00%

3

2017 12 31

1		5,600.00	28.00%
2		4,000.00	20.00%
3		4,000.00	20.00%
4		2,400.00	12.00%
5		1,200.00	6.00%
6		1,200.00	6.00%
7		1,200.00	6.00%
8		400.00	2.00%
		20,000.00	100.00%

2017 12 31

		28%	

20%	“ ”		
	20%	100%	
	12%		
	“ ”		
	6%	75%	
		25%	
	6%	50%	
		50%	
6%		80%	
		20%	
2%		100%	

		20.83%		
		12.50%		
		12.5%		
		12.5%		
		8.33%		
		5.83%		
		5.83%		
		4.17%		
		4.17%		
		4.17%		
		4.17%		
		2.50%		
		0.83%		
		0.83%		
		0.42%		
		0.42%		
	24.1538%			
	9.3846%	100%		
	9.3846%	100%	100%	

	9.3846%	100%	100%	
	9.3846%	100%		
	9.3846%	60%		
		40%		
	9.3846%			
	000948			
	8.3077%	100%		
	6%			
	5.2308%	100%	72.1927%	100%
			23.6875%	100%
			4.1198%	100%

	80%	80%	20%	80%	
				20%	80%

					20%
			80%		
		20%			
	20%				

4

5

2017 12 31

1		5.76%	
2		0.94%	EMS
3		4.41%	
4		8.00%	
5		1.40%	
6		2.56%	
7		2.75%	
8		0.86%	
9		3.13%	
10		6.37%	
11		3.33%	
12		5.94%	6N 7N 5N

13		19.20%	
14		1.27%	
15		1.73%	
16		2.36%	

6

	2017	12	31	2016	12	31
			21,477.46			21,737.88
			1,163.30			686.68
			20,314.16			21,051.20
			2017			2016
			-			-
			862.80			-141.62
			729.99			-141.62

2017

2016

1

		155-5	204
			708
		912101120507688511	
		2012	9 3

SD5595

2012 9 3

2015 5 22

P1013770

2

1 2012 9

5 2012 9

10,100

1			3,000.00	29.70%
2			2,000.00	19.80%
3			1,000.00	9.90%
4			3,000.00	29.70%
5			1,000.00	9.90%
6			100.00	0.99%
			10,100.00	100.00%

2 2013 4

2013 4

4,000

1			4,000.00	30.53%
2			3,000.00	22.90%
3			2,000.00	15.27%
4			3,000.00	22.90%
5			1,000.00	7.63%
6			100.00	0.76%
			13,100.00	100.00%

3 2014 7

2014 7

4,000

3,000

1			3,000.00	29.70%
2			3,000.00	29.70%
3			2,000.00	19.80%
4			1,000.00	9.90%
5			1,000.00	9.90%
6			100.00	0.99%
			10,100.00	100.00%

4 2016 5

2016 5

1			3,000.00	29.70%
2			3,000.00	29.70%
3			2,000.00	19.80%
4			1,000.00	9.90%
5			1,000.00	9.90%
6			100.00	0.99%
			10,100.00	100.00%

5 2017 4

2017 2 10,100
 9,600 148.5
 148.5 99
 49.5 49.5
 5

1		3,000.00	148.50	2,851.50
2		3,000.00	148.50	2,851.50
3		2,000.00	99.00	1,901.00
4		1,000.00	49.50	950.50

5		1,000.00	49.50	950.50
6		100.00	5.00	95.00
		10,100.00	500.00	9,600.00

2017 4

1			2,851.50	29.70%
2			2,851.50	29.70%
3			1,901.00	19.80%
4			950.50	9.90%
5			950.50	9.90%
6			95.00	0.99%
			9,600.00	100.00%

3

2017 12 31

1			2,851.50	29.70%
2			2,851.50	29.70%
3			1,901.00	19.80%
4			950.50	9.90%
5			950.50	9.90%
6			95.00	0.99%
			9,600.00	100.00%

2017 12 31

	19.8%	50%	
		25%	
		12.5%	
		12.5%	100%
	9.9%	40.6045%	
		31.3621%	
		22.1197%	
		1.6969%	
		1.5660%	
		1.0548%	
		0.4330%	
		0.2909%	
		0.2909%	
		0.2909%	
		0.0970%	
		0.0970%	
		0.0965%	
	9.9%		
	1.0%	40%	
		24%	
24%			
		12%	

4

5

2017 12 31

1		2.50%	
2		1.52%	
3		15.70%	
4		2.00%	

5		6.46%	
6		0.60%	
7		0.87%	
8		5.90%	
9		0.70%	

6

	2017 12 31	201612 31
	8,745.82	9,227.62
	243.13	0.06
	8,502.69	9,227.56
	2017	2016
	0.00	0.00
	-224.86	-294.55
	-224.86	-294.55
2017	2016	

7

2017 12 31

1

	208 243
	91110105592396239N
	160
	2012 1 29

	“1				
	2	4	3	5	”

2

3

	2017 12 31	2016 12 31
	3,896.27	3,838.02
	3,407.61	3,480.74
	488.66	357.28
	2017	2016
	236.07	255.67
	175.17	83.63
	131.38	61.42

2017

2016

4

2012 1

500

2014 5

160

5

1		0.20%	
2		0.50%	
3		89.47%	
4		0.99%	
5		60.00%	

1

	403-35
	403-35
	91542200585787506J
	2007 12 10

2

1 2007 12

2007 12

50

1		50.00	100.00%
		50.00	100.00%

2 2012 11

2012 11

	8 A	
	A1F	

3 2012 12

2012 11 99% 49.5

2012 12

1			0.50	1.00%
2			49.50	99.00%
			50.00	100.00%

4 2014 12 500

2014 11 450 500

4.5 5

445.5 495 2014 12

1			5.00	1.00%
2			495.00	99.00%
			500.00	100.00%

5 2015 10

2015 10

5 1%

1			5.00	1.00%
2			495.00	99.00%
			500.00	100.00%

6 2017 3

2017 3

2		0.63%	
3		1.33%	
4		0.80%	
5		6.92%	/
6		9.21%	
7		0.40%	
8		2.31%	
9		1.67%	
10		0.20%	
11		0.17%	SAAS
12		1.20%	
13		1.20%	
14		2.65%	
15		3.27%	
16		0.99%	
17		0.34%	
18		5.00%	
19		0.48%	
20		3.12%	
21		1.00%	
22		4.00%	
23		1.70%	

24

26		0.63%	
27		1.11%	
28		1.67%	
29		1.14%	
30		0.37%	“ ”
31		1.48%	
32		0.80%	
33		1.00%	WiFi
34		4.09%	
35		1.95%	O2O
36		2.22%	
37		0.31%	EMS
38		0.38%	
39		4.50%	
40		0.12%	
41		0.26%	
42		0.30%	
43		0.07%	
44		0.29%	
45		2.33%	UPS
46		0.74%	

47		0.35%	
48		0.62%	
49		4.84%	
50		0.33%	
51		1.10%	
52		1.08%	
53		2.00%	
54		0.06%	
55		5.64%	
56		0.23%	
57		1.33%	
58		0.19%	
59		0.12%	
60		1.00%	
61		0.12%	-
62		4.68%	
63		0.83%	
64		0.38%	
65		2.19%	

66		1.36%	
----	--	-------	--

6

	2017 12 31	2016 12 31
	45,908.23	19,115.63
	40,524.27	13,422.90
	5,383.97	5,692.73
	2017	2016
	0.00	0.00
	-441.81	20.35
	-441.81	20.35

7

2017 12 31

1

	51 5 5295
	91110108062815395A
	10
	2013 2 16

2

3

	2017 12 31	2016 12 31
	6.99	7.54
	0.00	0.00
	6.99	7.54

	2017	2016
	0.00	0.00
	-0.55	-0.76
	-0.55	-0.76

4

2013 2

10


5

1		1.00%	
---	--	-------	--

8

6.92%

5%





100%

	12 B 128
	2
	1,220.64
	1,220.64
	911103020896864153
	2013 12 26

2013 12 26

1,000

900 180 100
20

2013 12 26

110302016631094

1		900.00		90.00%
2		100.00		10.00%
		1,000.00	-	100.00%

2013 12 26

180

20 200

1 2014 7

2014 7 22

8% 80 7%

70

		80.00	8.00%
		70.00	7.00%
		150.00	15.00%

2014 7 23

1		750.00	75.00%
2		100.00	10.00%
3		80.00	8.00%
4		70.00	7.00%
		1,000.00	100.00%

2 2014 10

1,152.58

2014 9 6

152.58

1,152.58 1,000 76.29

6.62% 500 38.145

3.31% 400 30.516

2.65% 100 7.629

0.66% 13.11

2014 10 28

1		750.00	65.07%
2		100.00	8.68%
3		80.00	6.94%
4		70.00	6.07%
5		76.29	6.62%
6		38.145	3.31%
7		30.516	2.65%
8		7.629	0.66%
		1,152.58	100.00%

2014 10 28

2014

012

152.58

2014 9 16

3 2017 7

2017 7

“

”

“

”

1		750.00	65.07%
2		100.00	8.68%
3		80.00	6.94%
4		70.00	6.07%
5		76.29	6.62%
6		38.145	3.31%
7		30.516	2.65%
8		7.629	0.66%
		1,152.58	100.00%

4 2017 8

1,220.64

2017 8 31

68.06

1,220.64

61.254

1,000

1,000

68.06
100

931.94
6.806

1		750	61.44%
2		106.806	8.75%
3		80	6.55%
4		70	5.74%
5		61.254	5.02%
6		76.29	6.25%
7		38.145	3.125%
8		30.516	2.5%
9		7.629	0.625%
		1,220.64	100%

1,000

2017 8

<

>

“

”

<

>

1,152.58

1,220.64

1,000

570

430

387 61.254

43

6.806

1		811.254	66.46%
2		106.806	8.75%
3		80	6.55%
4		70	5.74%
5		76.29	6.25%
6		38.145	3.125%
7		30.516	2.5%
8		7.629	0.625%
		1,220.64	100%

2 2017

2017

8

2014 8

NÈ Ä

Z8# \ Ö z - ^?± 1⊗ϕ È 8ZY ~ ., ' €

? =6x y5 ° Ý | ©31

' 6 μ 8` _ „ ½6x y5 ° Ý | €

Z8# \ Ö z - ^?± 1⊗ϕ È 8ZY ~ ., ' €

' Â μ ÖL{ Ý | ð

Aè Í*Ž-\$ Ö 1 98Z Y ~ . 66.461% 6Ñ ε
, ' * \ õ å B ?ñ \ Ö z - ^?± "1\ 98² Ô C)
_)àHC] Ct x Ô C) éB 4ö õ å" { " Ä (

' ? μ 8` _ „ ½ † ϕ . = < ϕ . Ů

Z8# \ Ö z - ^?± 1⊗ϕ È 8ZY ~ .
"ã GB 8Z _8ZY ~ ., ' ~ Ct € œ (È ' @8Z
:U J f • Ãð Ct x NÍ F ð Y#Ö • \$À20% : I
; Ö

1 Ã * \ õ å

œ(=0	"ã GB 8Z j à f FP 9L€ œ
œ(2« »	9L€CS + œ (
œ(• p	"ã G-1 ú z 2 * 1 ï J
k ? ± Î œ ` & é	"ã G-1 ú z 2 * 1 ï J

	1,080
	1,080
	911310225673733771
	2011 1 5
	*

2

1

2010 12 20

1,080

885.60

177.12

86.40

17.28

21.60

4.32

21.60

4.32

64.80

12.96

2012 12 27

2011 1 5

131022000010987

1		885.60		82.00%
2		86.40		8.00%
3		21.60		2.00%
4		21.60		2.00%
5		64.80		6.00%
		1,080.00	-	100.00%

2010 12 29

2010 -224951

216

2010 12 28

2012 12 3 12 18

2012 -220360 2012 -220354 2012 -220357
 864 2012 12 18

2

2014 8

2014 7 30

 6% 64.80
 2% 21.60

2014 8 29

1		972.00	90.00%
2		86.40	8.00%
3		21.60	2.00%
		1,080.00	100.00%

2015 1

2014 12 15

 90% 972.00
 8% 86.40
 2% 21.60
 21.60

2014 12 16

2015 1 13

1		1,080.00	100.00%

				1,080.00	100.00%

2016 3 23

1,080

2014 12 15			90.00%	972.00	
			8.00%	86.40	
			2.00%	21.60	

“ ” “

”

3

4

“

”

5

“

”

6

2015-2017

	2017 12 31	2016 12 31	2015 12 31
--	-------------------	-------------------	-------------------

	8,228.12	5,877.86	4,307.68
	7,108.03	5,927.53	4,392.61
	15,336.15	11,805.39	8,700.30
	4,379.29	4,627.75	2,717.52
	-	-	-
	4,379.29	4,627.75	2,717.52
	10,956.86	7,177.64	5,982.77
	2017	2016	2015
	8,953.75	5,030.48	5,077.24
	3,937.82	1,413.26	2,168.08
	4,454.21	1,413.47	2,168.07
	3,779.21	1,194.87	1,585.16
	2017	2016	2015
	1,429.77	-43.96	971.36
	-1,087.32	-1,806.08	-66.93
	-86.48	1,093.22	-4.94
	244.49[]	-756.82	899.49
2017			-11.48

7

8

9

5,978.48

3,743.71

2,234.77

2014

5,380.63

597.85

	2014 12 31			
	2,635.66	2,635.66	1,384.61	-1,251.05
	559.10	559.10	559.10	
	1,720.00	1,720.00	1,800.00	80.00
	364.06	364.06		-364.06
	584.79	699.66		-699.66
	5,863.61	5,978.48	3,743.71	-2,234.77

-364.06

— -1,251.05

— 80.00

— -2,234.77

— 1,063.72

	2015	2016	2017
	-1,171.05	-1,171.05	-1,171.05
	-149.81	-299.62	-441.19
	-2,234.77	-2,234.77	-2,234.77
	478.93	478.93	478.93
	112.36	127.34	120.34
	697.15	824.49	944.83

2018 3 13
2014

2014 29

1

100%

2

2014 8 18

<

>

“1

“2

“3

”

2017 8 31

<

>

“

”

3

2

1

1

2017 12 31

		/		
	5,180.30	1,031.42	4,148.89	80.09%
	2,350.53	217.54	2,132.99	90.75%
	2,665.41	689.73	1,975.67	74.12%
	61.13	51.76	9.38	15.34%
	103.23	72.39	30.84	29.88%
	801.71	66.82	734.25	91.59%
	794.66	63.57	731.08	92.00%
	7.06	3.89	3.17	91.59%
	5,982.01	1,098.24	4,883.14	81.63%

1

1

2018 3 31

1			2012/8/1	
2			2013/5/31	

2

2017 12 31

1	5000KVA	245.93	75.93	170.00	69.12%
2	-	231.67	82.53	149.14	64.38%

3		178.89	63.73	115.16	64.38%
4		167.63	44.79	122.84	73.28%
5		105.59	37.62	67.97	64.38%
6		100.85	0.80	100.06	99.21%
7		88.40	31.49	56.91	64.37%
8		84.00	29.93	54.08	64.38%
9		83.90	10.63	73.28	87.33%
10		57.00	20.31	36.69	64.37%
11		45.81	14.87	30.94	67.54%
12		43.42	3.09	40.33	92.88%
13		39.00	13.89	25.11	64.37%
14		38.89	1.54	37.35	96.04%
15		38.89	1.85	37.04	95.25%
16		33.76	12.56	21.20	62.79%
17		31.50	11.22	20.28	64.37%
18		28.21	10.49	17.71	62.79%
19		28.00	9.97	18.03	64.38%
20		25.50	9.08	16.42	64.37%
21		20.09	6.52	13.57	67.54%
22		20.09	6.52	13.57	67.54%
23		20.00	6.49	13.51	67.54%
24		18.38	1.02	17.36	94.46%
25	-	17.95	6.39	11.56	64.38%
26	-	17.95	6.39	11.56	64.38%
27		17.86	6.65	11.22	62.79%
28		16.08	5.98	10.10	62.79%
29		15.63	5.57	10.06	64.38%

2

1

2018 3 31

		21,762.50		2063/9/26	

2

2018 3 31

1				ZL201520061866.3	2015/1/29
2				ZL201520061822.0	2015/1/29

1,100

2

1			2012/8/1	
2			2013/5/31	

2018 3 13
2017 12 31

2015 1 1

2018 4 2

2018 4 4

2018 4 4

1			12 B 128	2019/3/15	
2			2	2018/12/31	
3				2018/12/31	
4			50% 3 2	2018/11/18	

A.



B.

“ ”

1 2

“ ”

1	4		2018 4 29	
2	16		2018 4 29	
3	16		2018 7 9	
4	2		2017 12 31	
5	1		2018 11 10	

1 4
2
2 4 5

2

1

2017 12 31

	1,100.00	28.88%
	871.57	22.88%
	28.13	0.74%
	287.46	7.55%
	1,391.50	36.53%
	2.19	0.06%
	128.12	3.36%
	-	-
	3,808.97	100.00%
	-	-
	3,808.97	100.00%

2

1



2

1

A.

B.

C.



D.

	23
	129,884.41
	91110000101116328H
	1979 8 21
	(
)

1
2

	2017	2016	2015
	193.43	409.97	146.75

2017

3

		2017		2016		2015	
		5,699.65	69.30%	3,058.02	67.73%	2,507.81	52.53%
		2,265.55	27.55%	1,014.62	22.47%	1,676.18	35.11%
		7,965.20	96.85%	4,072.64	90.20%	4,183.99	87.64%
		259.26	3.15%	442.69	9.80%	590.29	12.36%
		8,224.46	100.00%	4,515.33	100.00%	4,774.28	100.00%

4

“ 2025” “ ”

5

1

1

“C37

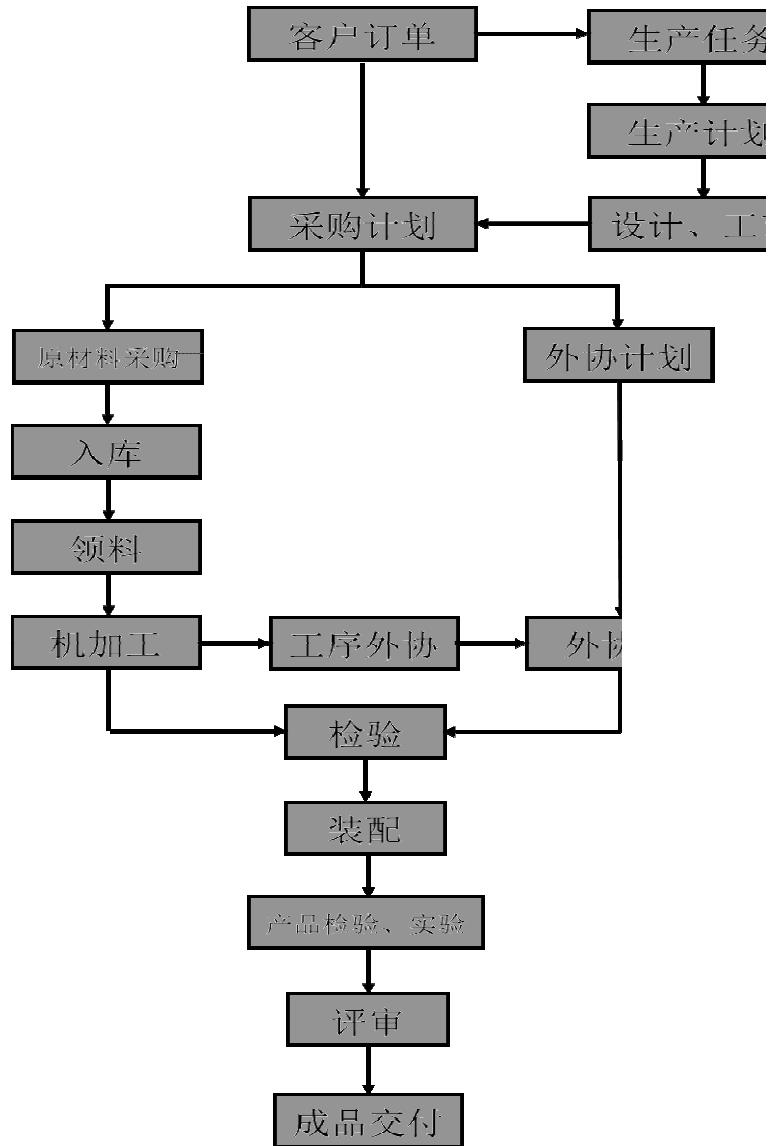
”

2

2

2018 2			
2018 1			
2017 12			
2016 12	2016		
2016 3	2016		“ ”

2016	3		“
2016	1		”
2015	5	2025	
2015	5		
2014	4		2020
2013	11		
2012	6		



1

1-2



2

“ ”

3

1



2

1

2

3

1

1996		
1999		
2002		
2003		
2009		
2011		
2013		
2014		

2

1

		2017		2016		2015	
		5,699.65	69.30%	3,058.02	67.73%	2,507.81	52.53%
		2,265.55	27.55%	1,014.62	22.47%	1,676.18	35.11%
		7,965.20	96.85%	4,072.64	90.20%	4,183.99	87.64%
		259.26	3.15%	442.69	9.80%	590.29	12.36%
		8,224.46	100.00%	4,515.33	100.00%	4,774.28	100.00%

2

3

“ ” “ ”

4

2015 2016 2017

2017				

1	A			7,267.70	80.76%
2	G			594.34	6.60%
3	B			484.59	5.39%
4	F			235.04	2.61%
5				193.43	2.15%
				8,775.10	97.52%
2016					
1	A			4,628.62	88.73%
2				409.97	7.86%
3	B			68.83	1.32%
4				53.15	1.02%
5	F			16.24	0.31%
				5,176.81	99.23%
2015					
1	A				87.38%

2015 2016 2017

2017					
1	A		6,493.51	78.95%	81.16%
2	G		594.34	7.23%	7.43%
3	B		484.59	5.89%	6.06%
4	F		235.04	2.86%	2.94%
5			193.43	2.35%	2.42%
			8,000.91	97.28%	100.00%
2016					
1	A		3,927.15	86.97%	87.75%
2			409.97	9.08%	9.16%
3	B		68.83	1.52%	1.54%
4	E		53.15	1.18%	1.19%
5	F		16.24	0.36%	0.36%
			4,475.34	99.11%	100.00%
2015					
1	A		4,118.08	86.26%	89.68%
2			199.82	4.19%	4.35%
3			146.76	3.07%	3.20%
4			85.47	1.79%	1.86%
5	C		41.75	0.87%	0.91%
			4,591.88	96.18%	100.00%

1-2

2015 2017

	2017		2016		2015	
	332.40	8.82%	241.61	10.52%	193.27	7.84%
	185.74	4.93%	121.25	5.28%	133.78	5.42%
	60.37	1.60%	45.51	1.98%	41.99	1.70%
	578.51	15.34%	408.37	17.79%	369.04	14.96%

2

2015 2016 2017

2017	1		136.46	11.87%
	2		104.87	9.12%
	3		102.56	8.92%
	4		63.93	5.56%
	5		61.01	5.31%
				468.83
2016	1		64.94	5.57%
	2		63.18	5.42%
	3		61.53	5.28%
	4		51.38	4.41%
	5		43.73	3.75%
				284.77
2015	1		245.66	20.83%
	2		70.09	5.94%
	3		69.74	5.91%
	4		51.28	4.35%
	5		47.90	4.06%
				484.67

2015

2017

1

GJB9001B-2009/GB/T19001-2008

2

3

1

	2017	2016	2015
	252.58	208.00	242.69

2

1

1965

1986 -1993

2011

2013

1968

2011

2013

27

A.

2011

1948

BOKO

X

1997

1998

2003

1999

B.

1978

2011

20

1979

2011

18

1979

2011

16

4

2

1

“

3

2

1

1

“

“

“.....”

2

“

72

6

6

72

=

72

×

÷12

“

6

2

“.....”

6

2015 2016 2017

	2017	12	31	2016	12	31	2015	12	31
			8,547.08			6,417.35			4,669.43
			7,115.52			5,949.71			4,428.67
			15,662.60			12,367.06			9,098.09
			3,808.97			5,299.50			3,300.25
			-			-			-
			3,808.97			5,299.50			3,300.25
			11,853.63			7,067.57			5,797.84
			11,853.63			7,067.57			5,797.84
			2017			2016			2015
			8,998.65			5,216.80			5,442.78
			3,714.55			1,488.11			1,199.13
			4,231.06			1,488.32			1,199.11
			3,556.07			1,269.73			616.21
			3,556.07			1,269.73			616.21
			2017			2016			2015
			994.14			-681.24			372.29
			-1,086.12			-1,926.08			-370.97
			63.52			2,093.22			-4.94
			-39.94			-514.10			-3.62

1

2015 2016 2017

	2017	2016	2015
--	-------------	-------------	-------------

	3,556.07	1,269.73	616.21
	456.05	-204.97	-669.97
	3,100.02	1,474.70	1,286.18

2015 2016 2017
1,286.18 1,474.70 3,100.02

2

2015 2016 2017

	2017	2016	2015
	20.00		
	-	-205.15	-669.96
	516.51	0.21	-0.02
	-80.46	-0.03	0.00
	456.05	-204.97	-669.98

2015 2016
 2017

2014 10

2014 8 18

2014 10

1.6

1

PE

100%

2

PE

100%

3

PE

2014 8

1

1

2



1

—

“

”

15

—

2

12

3



100%

10,000 48,000 58,000 22.93

/ 2,093.3275

14,300 100%

100%

1

A 1.00

2

8

3

90%

20

60

120

”

		*100%	*90%
20	/	18.13	16.31
60	/	19.12	17.21
120	/	19.94	17.95

120

90%

22.93 /

4

8

2,093.3275

10,000

		()					
1		811.254	66.461%	38,547.38	31,901.28	6,646.10	1,391.2464
2		106.806	8.750%	5,075.00	4,200.00	875.00	183.1662
3		80.000	6.554%	3,801.32	3,145.92	655.40	137.1967
4		70.000	5.735%	3,326.30	2,752.80	573.50	120.0523
5		76.290	6.250%	3,625.00	3,000.00	625.00	130.8330
6		38.145	3.125%	1,812.50	1,500.00	312.50	65.4165



2

3

4

”

2

“

18

”

7



22.93 /

90%

1

A

1.00

2

10

14,300

20%

4,000

20%

4,000

3

20

90%

4

14,300

100%

1		10,000	69.93%
2		1,500	10.49%
3		2,800	19.58%
		14,300	100%

1

100%

48,000

10,000

2

1,500

3



2,800

“

”

“

”

2,865.80

2,800

1

100%

58,000

10,000

10

14,300

4,000

2

		14,300	2017	12	31	
		46,290.23				10,800.52
						35,489.71
			2017		71,258.73	2016
50,011.62	42.48%					

3

	2017	12	31		26.96%
36.60%				43.72%	

4

2015	2016	2017		5,579.99
------	------	------	--	----------

8,093.26

8,350

14,300

4.35%

622.05

5

1

2016 1022

2,500

10.09 /

25,225.00

3,727.00

21,498.00

2016 6 1

[2016] 115261

2

2017 12 31

	227,250,000.00
	12,270,000.00
	98,909,400.00
	10,194,934.16
	4,548.66
	121,378,882.82
	2,134,038.49
2017 12 31	108,005,155.67

2017 12 31

10,800.52

6

100%

2017 12 31

		158,688.98		81,518.64	
		51.37%		14,300.00	2017
12	31			17.54%	9.01%
7					

				2018	83
1					
					100%
			100%		
			14,300		
		100%			
2					
	1	2016	6	17	

2

2015 4 24

1

”

“

“

”

1

2

3

1

12

5,000

“

”



20%

4

5

2

2

2

1

2

3

4

6

2

1

2

2

2

1

2

3

4

5

1

2

3

12

4

2



2

2

100

5%

10%

2

10%

2

500

5%

3

2



2

1

2

3

4

5

6

7

4

“

”

2



2

14,300

10,000

1

2

3

2017 12 31

46,290.23

2017 12 31

200,000,000

2,093.3275

10

14,300

4,000

		75,000,000	37.50%	75,000,000	33.95%	75,000,000	28.74%
		45,000,000	22.50%	45,000,000	20.37%	45,000,000	17.25%
		15,465,000	7.73%	15,465,000	7.00%	15,465,000	5.93%
		13,845,000	6.92%	13,845,000	6.27%	13,845,000	5.31%
		690,000	0.35%	690,000	0.31%	690,000	0.26%
		390,000	0.20%	390,000	0.18%	390,000	0.15%
		318,540	0.16%	318,540	0.14%	318,540	0.12%
		303,324	0.15%	303,324	0.14%	303,324	0.12%
		274,200	0.14%	274,200	0.12%	274,200	0.11%
		270,000	0.14%	270,000	0.12%	270,000	0.10%
		-	-	13,912,464	6.30%	13,912,464	5.33%
		-	-	1,831,662	0.83%	1,831,662	0.70%
		-	-	1,371,967	0.62%	1,371,967	0.53%
		-	-	1,200,523	0.54%	1,200,523	0.46%
		-	-	1,308,330	0.59%	1,308,330	0.50%
		-	-	654,165	0.30%	654,165	0.25%
		-	-	523,332	0.24%	523,332	0.20%
		-	-	130,833	0.06%	130,833	0.05%
		-	-	-	-	40,000,000	15.33%
		48,443,936	24.22%	48,443,936	21.93%	48,443,936	18.57%
		200,000,000	100.00%	220,933,275	100.00%	260,933,275	100.00%

4,000

37.50%

37.50% 7.73% ,

22.50% 3.28%

71.01%

54.43%

4,000

2017

2016 1 1

	2017	/2017	12	31	
	158,688.98		90,824.21		74.72%
	119,360.89		65,305.10		82.77%
	80,257.37		71,258.73		12.63%
	12,581.05		8,350.00		50.67%
	10,815.97		7,259.90		48.98%
	10,400.08		6,844.02		51.96%
	9,436.29		6,336.28		48.92%
/	0.47		0.34		35.29%
/	0.43		0.32		31.25%

100%



8 2017 9 28 2018 5 30

8 8

8 100%

“ ”

8

100%

JG2018-0005

100% 2017 8 31 58,034.53

100%

58,000

58,000

10,000

48,000

22.93 / 20,933,275

8

1		66.461%	38,547.38	31,901.28	1,391.2464	6,646.10

2		8.750%	5,075.00	4,200.00	183.1662	875.00
3		6.554%	3,801.32	3,145.92	137.1967	655.40
4		5.735%	3,326.30	2,752.80	120.0523	573.50
5		6.250%	3,625.00	3,000.00	130.8330	625.00
6		3.125%	1,812.50	1,500.00	65.4165	312.50
7		2.500%	1,450.00	1,200.00	52.3332	250.00
8		0.625%	362.50	300.00	13.0833	62.50
		100.00%	58,000.00	48,000.00	2,093.3275	10,000.00

1

“ ” “ ”

“ ”

2

1

7

3,000

7

1 0\$7W0C\$VOÇÑ]PDA- 0x0@!?!@Ñ>6ÉDA)0Ñ,000 2 1Đ

1,250

1

15

2

1

12

12

36

2018

2019

2020

12

2018

10%

24

2019

10%

36

2020

80%

2

18

3

4

5

30

1

2

“

”

2017 8 31

1

1



1

1

2

3

4

1

2

3



3

4

5

3,000

2017 9 28
8

8

4

2017 2018 2019 2020

3,000 4,100 5,500 6,700

1

2

3

30

4

2017

5

4

1		66.461%	75.96%
---	--	---------	--------

2		8.750%	10.00%
3		6.554%	7.49%
4		5.735%	6.55%
		87.50%	100.00%

6

1 2017

2017

2017

2017 = 2017 2017 ×

÷

2 2018 2020

2018 2020

=

× ÷ 2017

÷

× 1+

= - ×

7

> × +



×

—

/

—

8

1

10

2

5

3

3

=

30

4

1

5

5

9

40%

20%

30

1

“ ”

2

3



8

100%

7177

021 59715700

021 59715670

